

Stowage for a Long Cruise on a Rhodes 22

One of the most frequent questions I am asked about the Rhodes is where I stow all the stuff that I might need for a 3-month cruise, and what do I take with me on the boat. After all, the boat is only 22' long and even on a Rhodes there is not much space compared to larger boats. Also, one of the most frequent questions I ask myself is, "Where the heck did stow that (fill in the blank)?"

Stb. Side Cockpit Seat



Stb Cockpit seat with Items stowed inc. companion way door



Stb cockpit seat Unpacked :


L to R: Pop Top cover, riding sail side curtains in plastic box; 2 auto inflate PDF's in small Rubbermaid bin; 100' 3/8" 3 strand anchor line & 15' chain in bucket; foulies, Insulated ice bags, Propane canisters, mask & snorkel in Rubbermaid bin




Stb Cockpit under seat stowage:

27D deep cycle battery, strapped and bracketed; 2/4 cockpit filler cushions on raised holder bracket; behind seat back, forward and above battery on custom shelf, all assembly hardware in 2 ammo boxes for mast raising system

Port Side Cockpit Seat




Port Side Cockpit Seat Un-stowed



L to R 3 ½ gal gas tank, 2, 5 gal gas tanks, 2 fenders (not shown) Water proof box for dirty clothes.
Aluminum retaining bar, note sockets fwd and aft for bar.

Port Cockpit under seat stowage:



Looking Aft: 4 cockpit filler boards on raised brackets; 2/4 Cockpit filler cushions on raised bracket; stowed above are disassembled mast crutch tubes, gin pole, emergency tiller/oar shaft




Port Side, Aft bulkhead of cockpit: Inline fuel filter. Note socket for retaining bar


Lazarette all packed up, kind of like a clown car as you will see.



Pa



Stuff: L to R: Motor fluids, cleaning products in small plastic box, dinghy pump water hose, Bruce anchor, dinghy anchor, Fortress anchor, 30' shore power cord, 2 type III PFD.



More stuff: L to R: Dinghy oars, hand pump hose, mic. alum tubing, emergency tiller, buoy hook, blue hand pump, dive gear in canvas bag, emergency tiller head, plastic container with spare prop and assorted plastic stock pcs, mini mop, boxes with bungee cords & strapping material, mic. plastic tubing, assorted docking lines in blue canvas bag, flushing ears.



Still More Stuff: L to R: Ikea drawer mounted under stb side of laz area seat containing propane stove accessories, emergency tiller hdw., mic. junk; 2 burner propane stove, stove table (behind), 3 fenders.



And finally: L to R: bucket of mic. lines and ropes, bucket of 125' of ½" 3 strand anchor line w/20' chain, bucket with 125' of ½" anchor line w/20' chain, black bucket of 200' 3/8 climbing line for shore tie, propane BBQ

By packing with consideration to frequency of use and safety importance, all the stuff really does fit in the Laz. Since these pictures were taken, we have chosen to get rid of the propane stove and replace with a 2nd little single burner which is easier to stow and easier and cheaper to find the canisters for. Also, the Bruce anchor now lives up on the bow. Also, not shown, located in the laz, is the 2nd 27D deep cycle marine battery in a battery box.

Interior Storage:

All of our clothes and bedding were stowed in 6 “under the bed” plastic boxes on the port half of the foc’s’le. Under the foc’s’le are two areas either side of the water tank. We stowed a lot of extra provisions and a few parts of the mast raising system there. We also had storage under the floor under the lift-up seat adjacent to the foc’s’le bulkhead. We were able to store 20, ½ liter bottles of water. The porta-potty and assorted other objects were stowed to stb. of the lift-up. Against the curving hull was some additional storage in the form of a small built in locker. If you have the “Swell Head” you may not have the same stowage area. The cushions on the stb. side of the foc’s’le was extended aft using a filler board and one of the back cushions from the settee.



Stb storage locker with concealed lift up lid. We kept computers and some other electronics in here if we left the boat unattended.




Heavy clear plastic box with Ship Papers in binder and cruising guides and charts on aft bulkhead portside of stepdown. Port side of cabin aft of 1st portlight, plastic bin on suction cups for eyeglasses, suntan lotion etc.



Under step down: flares, binocs, 1 large plastic Pepsi case with first aid, batteries, mic stuff. 2nd smaller blk. Plastic box with adapters, chargers, mic electronics.



Under Settee storage: All Packed up. This area had a lot of unusable space until I opened it up and created this locker.



Under settee storage locker unpacked: Wrenches in ammo box; all other hand tools in large plastic bin with lid; hand drill and assorted bits; Electrical tap and ext. cord; caulk gun and caulk; very large selection of SS fasteners and fittings & mic parts in 4 bin boxes; pulleys and blocks and mic deck parts; sand paper



Galley storage, fwd: Plastic drawers with all cooking utensils and spices. Below, plate, bowl and saucer holder; bins under sink, cleaning stuff, bags, foil, mic stuff.



Galley storage aft: Top drawer, coffee supplies, spices, mic. foods. Middle drawer essential "Junk drawer". Bottom bin; more food stuffs and snacks. Super insulated Ice box to right.